



circularnorth

nothing goes to waste.



ANNUAL  
REPORT  
**2025**

## Acknowledgment of Country

Circular North pays respect to the Traditional Owners of Tasmania, the Tasmanian Aboriginal people, and acknowledge they are the ongoing custodians of land, sea and sky Country.

We pay our respects to Elders past and present, and strive to respect and honour the deep knowledge that Tasmanian Aboriginal people have held for thousands of years in sustainably managing the land.

As a program operating in the waste management sector, we commit to engage and work collaboratively with governments, industry and community groups, to promote the responsible use of our shared resources in alignment with enduring cultural practices.

---

Circular North's Annual Report FY24 has been prepared with all due care and diligence using the best available information at the time of publication. Circular North and NRM North hold no responsibility for any errors or omissions within the document. Any decisions made by other parties based on this report are the responsibility of those parties.

© Published by NRM North, April 2025.

Northern Tasmanian Natural Resource Management Association Inc.  
63-65 Cameron Street, Launceston TAS 7250  
03 6333 7777 | [admin@mrnnorth.org.au](mailto:admin@mrnnorth.org.au) | [nrmnorth.org.au](http://nrmnorth.org.au)

# Contents

<b>Chair's Report</b>	<b>4</b>
<b>Executive Summary</b>	<b>5</b>
<b>1. About Circular North</b>	<b>7</b>
1.1 Overview	8
1.2 Strategic focus	9
1.3 Governance arrangements	9
1.4 Committee members	10
<b>2. Strategic planning</b>	<b>11</b>
2.1 Interim Strategic Plan	11
2.2 Development of Circular North's Five-Year Strategic Plan	11
<b>3. Key achievements</b>	<b>12</b>
3.1 Resource Recovery and Circular Economy Grants	12
3.2 Household hazardous waste collections	15
3.3 Problematic waste	16
3.4 Waste management site best practice reviews	19
3.5 Circular North rebrand	20
3.6 Community engagement	21
3.7 Recycle Coach	22
3.8 Supporting implementation and expansion of FOGO initiatives	24
<b>4. Regional waste generation and diversion</b>	<b>27</b>
4.1 Waste to landfill	27
4.2 Council diverted waste	31
4.3 Other waste streams	33
<b>5. Financial statements</b>	<b>36</b>
<b>Appendix A</b> - Progress against actions in Circular North's FY24 Annual Plan and Budget	38
<b>Appendix B</b> - Actions identified in Circular North's FY25 Annual Plan	40
<b>Glossary</b>	<b>43</b>

# Chair's Report

FY24 has been a transformative period for Circular North, marked by significant milestones and a renewed commitment to advancing northern Tasmania's transition to a circular economy. The rebranding from the Northern Tasmanian Waste Management Group to Circular North reflects this strategic evolution, emphasising our focus on reducing waste, maximising resource recovery, and fostering sustainable practices across the region.



Shane Power,  
Chair, Circular North

One of the year's highlights has been the development of a comprehensive Five-Year Strategic Plan in partnership with the Tasmanian Waste and Resource Recovery Board (WRR Board). This plan sets ambitious targets to reduce waste generation and increase landfill diversion, ensuring that Circular North continues to lead in aligning regional efforts with state and national waste management objectives. Public consultation on this plan has been invaluable in shaping its priorities and we look forward to its launch in FY25.

Collaboration remains central to our success. This year saw continued strengthening of partnerships with other regional waste groups - TasWaste South (formerly STRWA) and the Cradle Coast Waste Management Group (CCWMG). Initiatives like Rethink Waste Tasmania exemplify how shared resources and coordinated efforts can amplify impact, delivering consistent education and communication across the state. These collaborations not only enhance efficiencies but also create greater value for all Tasmanians.

Circular North's achievements in FY24 reflect the dedication of our partners and community stakeholders. From funding innovative projects through the Resource Recovery and Circular Economy Grants to facilitating household hazardous waste collections that safely disposed of nearly three tonnes of dangerous materials, our initiatives have made tangible contributions to waste reduction and environmental stewardship. The review of 24 council-owned waste transfer stations against best practice guidelines further underscores our commitment to continuous improvement in resource recovery infrastructure.

Community engagement has also been a cornerstone of our work this year. The Sustainable Living Festival 2024, themed 'Going Circular', provided an excellent platform to promote circular economy principles, while our interactive educational activities captured the imagination of attendees across all ages. Additionally, tools like Recycle Coach continue to empower residents with accessible information on recycling and waste management.

I extend my gratitude to Jo Fearman, the outgoing CEO of NRM North, for her exceptional effort, dedication, and guidance in facilitating the smooth transition of the Circular North program to the current hosts, NRM North.

Finally, I extend my gratitude to the Steering Committee, Technical Committee, member councils, and all those who have contributed to Circular North's progress this year. Together, we are making significant strides towards a more sustainable future for northern Tasmania - where nothing goes to waste.

A handwritten signature in black ink, appearing to be 'SP', written in a stylized, cursive manner.



# Executive Summary

The vision of Circular North is to support northern Tasmania to transition to a circular economy by fostering collaboration and resource-sharing at a regional level, while aligning closely with state and national waste management targets. This report addresses Circular North's progress towards achieving this vision.

## FY24 Achievements

- **Funded six projects through the Resource Recovery and Circular Economy Grants**, run by organisations who are making valuable contributions to circular economy outcomes and waste reduction

### Collected 2,836 kg of household hazardous waste

during targeted community campaigns at seven sites across northern Tasmania during May 2024

- **Rebranded to Circular North** after more than 15 years of being known as the Northern Tasmanian Waste Management Group to embody a progressive approach and commitment to the circular economy
- **Sponsored the Sustainable Living Festival 2024** 'Going Circular' organised by Tamar NRM, hosting community education activities on resource separation
- Progressed the **development of a Five-Year Strategic Plan** including consultation with member councils, industry, sector representatives, and state government
- Coordinated a review of waste management site best practice of 24 council-owned or supported waste transfer and resource recovery sites in northern Tasmania.

## FY25 Focus

- **Launch the Five-Year Strategic Plan** incorporating updated goals, targets, and actions focused on landfill diversion, increasing resource recovery, facilitating collaboration, and supporting strategic alignment of member councils
- **Deliver targeted audits** of kerbside recycling bins to understand effectiveness of landfill diversion campaigns and use results to inform messaging to increase effective capture of recyclables
- **Coordinate problematic and hazardous waste collection** and transport services to safely dispose of potentially dangerous materials while reducing landfill and environmental impact
- **Support a new round of Resource Recovery and Circular Economy Grants** to fund innovative concepts focusing on upcycling, repurposing and rehoming goods while reducing items going to landfill and supporting sustainable practices
- Leverage shared regional resource data management by facilitating the ongoing provision of waste data capture software licenses, hardware, IT support, and training to member councils to create informed decisions on future resource management programs and processes
- With co-contribution from northern Tasmanian councils, **invest up to \$450,000 in waste transfer station upgrades** through a series of grants to ensure industry best practice guidelines are met.



# About Circular North

## 1.1 Overview

Circular North provides advice, funding, and education to better manage waste and recycling within northern Tasmanian communities, businesses, and local governments.

Guided by the waste hierarchy (Figure 1), an internationally accepted guide for prioritising waste management practices, Circular North applies principles of ecologically sustainable development to inform strategy and achieve significant improvements in resource recovery.

Circular North (formerly known as the Northern Tasmanian Waste Management Group), is a regional initiative established in 2007. Previously hosted by City of Launceston, Circular North has been hosted by NRM North since 2023. Partners include the region's eight local councils of Break O'Day, Dorset, Flinders, George Town, City of Launceston, Meander Valley, Northern Midlands, and West Tamar.

Circular North was previously funded through a voluntary levy on waste disposed at the region's participating landfills. The initiative is now funded by the statewide landfill levy administered by the WRR Board.

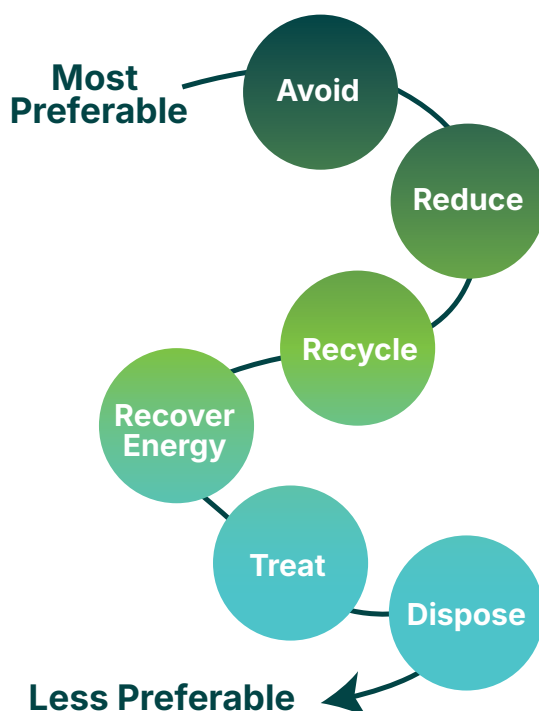


Figure 1

### The Waste Hierarchy

The waste hierarchy ranks waste management options in order of their general environmental desirability, from avoidance as the most preferred option, through various resource recovery options, to the least preferred option of disposal.<sup>1</sup>

1. Government of Western Australia, Waste Authority, Position Statement on Waste Hierarchy

## 1.2 Strategic focus

Waste management strategic planning across Australia has sought to build upon the waste hierarchy model by introducing circular economy (CE) principles, seen in the National Waste Policy Action Plan 2019 and the Tasmanian Waste and Resource Recovery Strategy 2023-2026. The Strategy provides guidance to the WRR Board and state government about how the landfill levy should be reinvested.

Circular North has a unique opportunity to work independently to achieve a prosperous economy and better environment for the residents and businesses of northern Tasmania by working towards the following objectives:

### Eliminate waste and pollution

Encourage product design and strategies that increase waste avoidance and allow reuse, repair and recycling

### Circulate products and materials

Ensure resources remain in the economy at their highest value (either a product or raw material)

### Regenerate natural systems

Transition away from a linear take-make-waste economy to one that supports natural regeneration

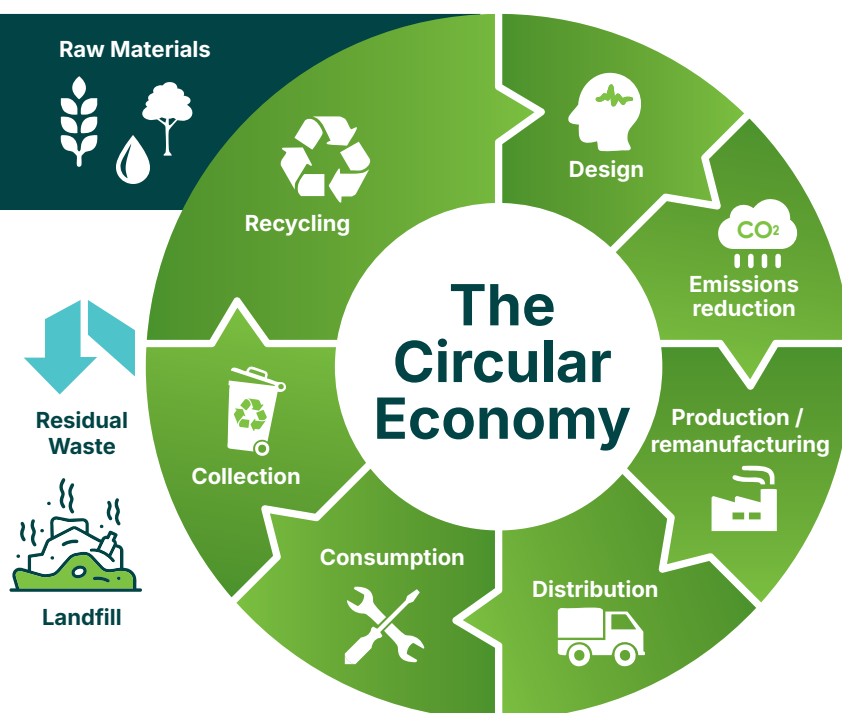


Figure 2

### The Circular Economy

In a circular economy we design out waste and pollution, keep products in use for as long as possible, then recover and regenerate products and materials at the end of their lifecycle. The full value of products and materials is gained through sustainable design, prioritising “reuse, refurbishment and repair”. This reduces the need for expenditure on new raw materials and promotes a more sustainable and regenerative system which includes growing our renewable energy capacity, improving our economic strength, community wellbeing, and environmental resilience.<sup>2</sup>

2. Tasmanian Waste and Resource Recovery Strategy 2023-2026



## 1.3 Governance

Circular North is governed by a partnership agreement between NRM North and the region's eight councils. NRM North and its Management Committee is responsible for program delivery including financial due diligence, operational decisions, delivery of milestones and reporting as specified by the funding agreement.

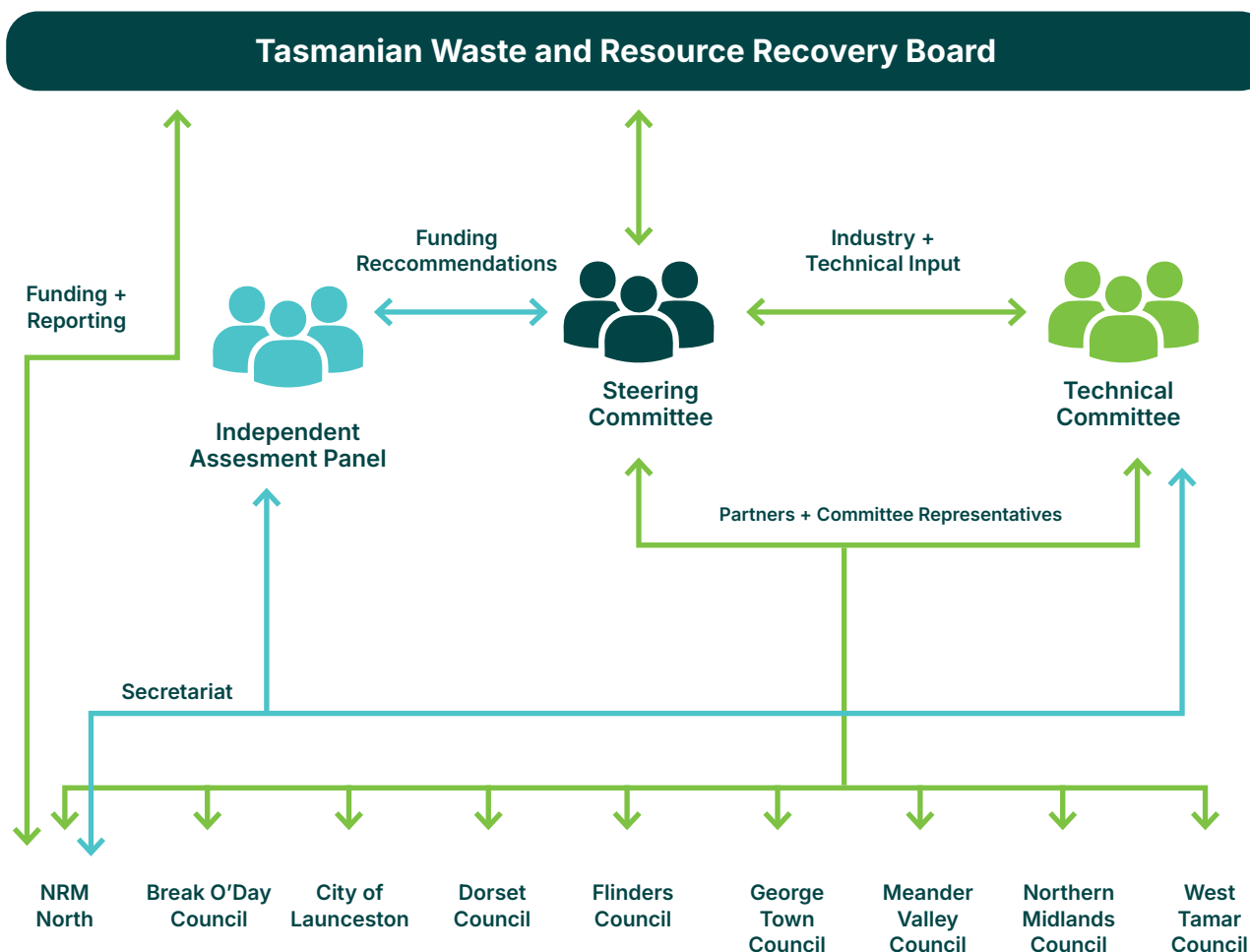
The Steering Committee is one of two advisory groups for the program. The Steering Committee's role is to provide overarching guidance, advice, and oversight of Circular North in accordance with the committee's Terms of Reference.

The Technical Committee provides technical advice and input to program design, and ongoing evaluation and improvement of the program, particularly in relation to development and implementation of processes and plans including application and assessment processes, communications, and engagement planning.

The Independent Assessment Panel provides an assessment of project applications and substantial procurements. The panel has an independent Chair and is comprised of one NRM North staff member, one representative from local government, and one industry representative.

Figure 3

The Governance Framework of Circular North



# Committee members

## 1.4 Steering Committee

### Members as at 30 June 2024

**Shane Power** (Chair)  
General Manager  
*George Town Council*

**John Marik**  
General Manager  
*Dorset Council*

**Des Jennings**  
General Manager  
*Northern Midlands Council*

**John Brown**  
General Manager  
*Break O' Day Council*

**Warren Groves**  
General Manager  
*Flinders Council*

**Kristen Desmond**  
Chief Executive Officer  
*West Tamar Council*

**Shane Eberhardt**  
Acting Chief Executive Officer  
*City of Launceston*

**Jonathan Harmey**  
General Manager  
*Meander Valley Council*

**Jo Fearman**  
Chief Executive Officer  
*NRM North*

### Other members during FY24

**Michael Stretton**  
Chief Executive Officer  
*City of Launceston*

**Cheryl Hyde**  
Acting General Manager  
*George Town Council*

**John Jordan**  
General Manager  
*Meander Valley Council*

## 1.4.1 Technical Committee

**David Jolly** (Acting Chair)  
*Break O' Day Council*

**Sabrina Carter**  
*Flinders Council*

**Jonathon Galbraith**  
*Northern Midlands Council*

**Michael Attard**  
*City of Launceston*

**Glen Johnston**  
*George Town Council*

**Adina Purton**  
*West Tamar Council*

**Jeff Holmes**  
*Dorset Council*

**John Crispin**  
*Meander Valley Council*

**Ben Slingsby**  
*NRM North*

### Other members during FY24

**Shane Eberhardt**  
*City of Launceston*

**Dino De Paoli**  
*West Tamar Council*

**Michael Newby**  
*West Tamar Council*

**Bridget Waterhouse**  
*Dorset Council*

**Jeff Speer**  
*West Tamar Council*

## 1.4.2 Program Staff

### Staff as at 30 June 2024

**Steve Jordan**  
Circular North Program Manager

### Other staff during FY24

**Miriam Beswick**  
Sustainability Program Manager

**Margo Brewin**  
Sustainability Program Engagement Officer

# Strategic Planning

## 2.1 Interim Strategic Plan

To inform Circular North's priorities during the transition of program governance in FY23, an Interim Strategic Plan was developed which included a set of targets and actions that support state and national objectives.

Circular North seeks to cooperate with other regional groups, the WRR Board, state government, and private industry to maximise the impact of actions to improve waste diversion. Table 1 quantifies strategic goals that align with state and national objectives.

**Table 1**  
**Metrics and quantified strategic targets**

Metric	Baseline (FY22)	Target (FY30)
Kerbside waste generation rate	8.53 kg/HH/wk	7.68 kg/HH/wk
Average waste diversion from landfill across all streams	unknown	80%
FOGO service coverage	3 councils	5 councils
Yellow recycling bin contamination rate	12%	<10%
Organic waste composition in red residual bin	51%	30%
Recyclable waste composition in red residual bin	15%	<10%
Number of councils with mandated recycled content procurement policies	0 councils	4 councils

## 2.2 Development of Circular North's Five-Year Strategic Plan

Public consultation of the draft Five-Year Strategic Plan was undertaken in May 2024. The draft plan focuses on enhancing the northern region's management of waste. By 2030, the plan aims to reduce waste generation by 61,000 tonnes and divert 94,000 tonnes from landfill each year.

In early FY25, final refinements including prioritisation and sequencing of actions throughout the strategy will occur prior to release of the official document.

# Key Achievements

## 3.1 Resource Recovery and Circular Economy Grants

**The Resource Recovery and Circular Economy Grants support successful applicants to decrease the amount of waste sent to landfill through innovative activities that increase the recirculation of resources, projects that support future waste targets, and actions to encourage the transition to a circular economy.**

In Round 1 of the 2023-24 Resource Recovery and Circular Economy Grants, five organisations<sup>3</sup> shared more than \$33,000 to reduce items going to landfill. The theme 'Turning trash into treasure' supported innovative projects focused on repurposing and rehoming goods, as well as supporting sustainable practices.

Table 2

Summary of projects delivered through the 2023-24 Resource Recovery and Circular Economy Grants.

Organisation	Project	Grant amount
George Town Neighbourhood House	The Great Giveaway 2.0	\$7,490
City of Launceston	Repair Café	\$3,400
City of Launceston	Reusable Nappy and Sanitary Product rebate	\$5,000
Northern Tasmania Steiner Association	School organic waste project	\$3,076
Earth Global Consulting Pty Ltd	Flinders Island worm farms	\$12,800
The Organic Grocery Store	Shop and farm waste recycling	\$1,360

3. Panama Productions also secured a 2023-24 Resource Recovery and Circular Economy Grant of \$14,865 for a circular economy initiative at a festival called Panama. The project was unable to go ahead in FY24.

## George Town

# The Great Giveaway 2.0

**The “Great Giveaway 2.0” is an innovative program spearheaded by the George Town Neighbourhood House, designed to transform unwanted items into treasures for the community.**

At its core, it’s a large-scale garage sale brimming with furniture, bric-a-brac, clothes, utensils, tools and more, all generously donated by individuals and businesses. The event offers a vibrant atmosphere where community members can discover items they need, want, or wish to share with their families and friends.

Thanks to the Resource Recovery and Circular Economy Grants totaling \$7,490, the project has undergone significant enhancements. This funding facilitated the acquisition of a shipping container, shelving units, and containers, enabling the establishment of a structured and efficient system for organising, sorting, and presenting items during “The Great Giveaway” events.

Prior to this grant, operational challenges plagued the initiative. Limited space and lack of organisation led to clutter and inefficiency, with donations overflowing into other areas, including program sheds and staff offices. Moreover, seasonal factors like pests posed additional hurdles to maintaining a clean and orderly environment.

With the aid of the grant, the George Town Neighbourhood House was able to address these issues effectively. The dedicated shipping container provides ample storage space, ensuring items are stored securely and appropriately. Additionally, the implementation of best practice guidelines for sorting and setup has streamlined operations, enhancing the overall experience for both volunteers and attendees.



**George Town Neighbourhood House Manager Simone Lowe says hundreds of locals have made the most of the Great Giveaway.**

By leveraging the Resource Recovery and Circular Economy Grants, the George Town Neighbourhood House has not only revitalised “The Great Giveaway” program but has also strengthened its commitment to sustainability and community empowerment. The initiative follows a circular economy model, encouraging participants to repurpose and reuse items, fostering a culture of resourcefulness and sustainability within the community.

**WHO**

**George Town Neighbourhood House – The Great Giveaway 2.0**

**WHAT**

**Rehoming donated goods**

**Estimated  
landfill  
diversion**

**150  
TONNES**



## Tamar Valley Steiner School

## Organic Waste Management

The Tamar Valley Steiner School is aiming to strengthen their green footprint by adding to existing composting facilities at the school in St Leonards.

The school said \$3,076 received through Round 1 of the Resource Recovery and Circular Economy Grants has gone towards a large compost tumbler and two rodent-proof worm farms that can handle a greater volume of waste. They've also invested in a FOGO bin to dispose of paper towel, which previously went to landfill. Miriam Horsley from the Tamar Valley Steiner School said they are committed to educating students about nutrient cycling and sustainable waste management practices.

Miriam said educating young students equips them with skills for life.

*Through our school program, the students learn about composting and worm farming, and learning to do these things for themselves at school and at home.*



The grant has allowed the Tamar Valley Steiner School to purchase a composting tumbler and two worm farms.

*We believe we are educating students to become thoughtful and responsible citizens within our community ... they learn to embody routines that they can carry with them throughout life, not only while they are at our school.*



With a focus on sustainability, the school is continuously seeking ways to divert and minimise waste going to landfill. As a relatively small school, Miriam said it's a good time to put things in place that will direct how we manage waste now and into the future.

WHO

Tamar Valley Steiner School

WHAT

Expanded composting system

Estimated landfill diversion

650 KGS





## 3.2 Household hazardous waste collections

Household hazardous waste (HHW) collections facilitate the safe disposal of potentially dangerous substances like cleaning solvents and garden chemicals to reduce landfill and the impact they have on our waterways. Circular North aims to have two HHW collections every year.

HHW refers to chemicals used in and around the home that are flammable, toxic, explosive, or corrosive. It is dangerous to dispose of this type of waste in general rubbish or recycling bins, as it can cause fires in bins and garbage trucks which creates a safety hazard for truck drivers, the general community, and the environment.

Collections allows residents to dispose of items for free on designated collection dates with the support of a qualified chemist, storage, and transport provider. This service was supplied by DMN Enviro. Once collected, the chemicals are packaged and transported to be safely disposed of, following appropriate environmental procedures.

In May 2024, Circular North facilitated the collection of a total of 2,836 kgs of HHW.

Figure 4

Household hazardous waste collected in May 2024.



Table 3

Summary of household hazardous waste collected by Waste Transfer Stations.<sup>4</sup>

	<b>Exeter</b> 1 May 10am to 1pm	<b>Longford</b> 1 May 2pm to 5pm	<b>Launceston</b> 4 May 9am to 4pm	<b>George Town</b> 8 May 10am to 1pm	<b>Deloraine</b> 8 May 2pm to 5pm	<b>Scottsdale</b> 15 May 9am to 12pm	<b>St Helens</b> 15 May 1pm to 4pm
Number of participants	8	4	29	3	8	6	5
Average (kg) per participant	19.5	63.25	42.37	24.33	29.37	75	50
Total weight (kg)	156	253	1229	73	235	450	250

4. Note an additional 190kg of Class 3 flammable liquids was collected from the St Helens WTS. This has not been included in the summary as it was already at the WTS.

## Problematic waste

Circular North also aims to improve landfill diversion by supporting recycling services to address problematic waste streams often considered expensive or inefficient for recovery through conventional recycling services. In northern Tasmania, this includes household batteries, paint and paint tins, fluorescent tubes and globes and expanded polystyrene.

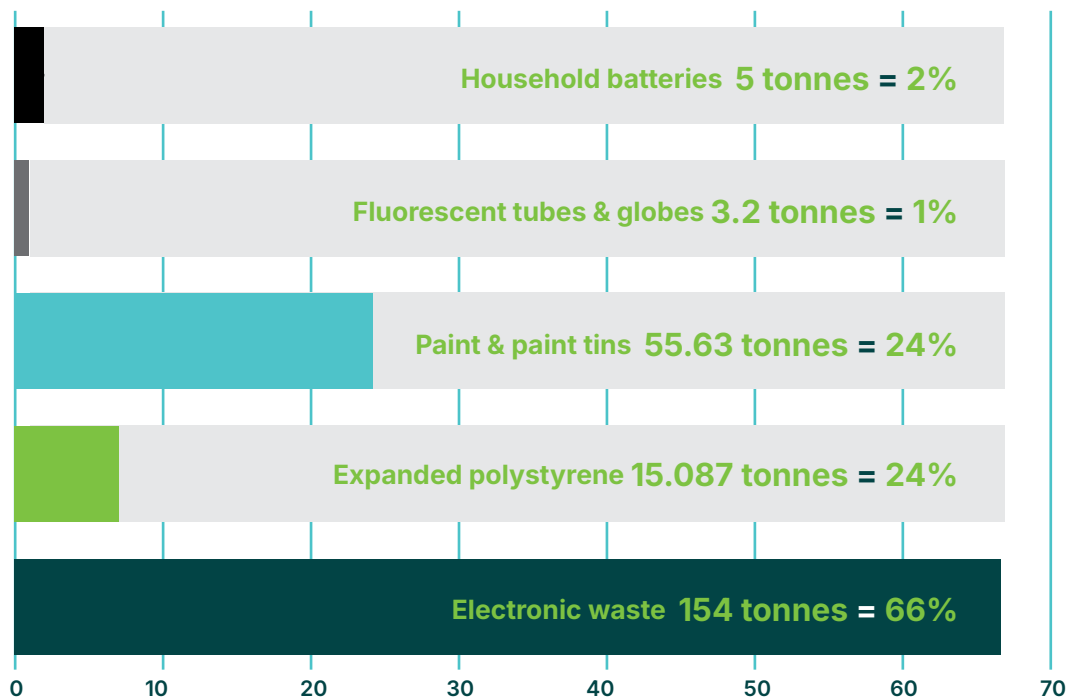
Circular North supports councils by funding and facilitating the proper disposal and recycling of these materials, as they can have a serious impact on the environment if not properly disposed of. In FY24 more than 230 tonnes of problematic waste was diverted from landfill - an increase from 202 tonnes in FY23.

A focus of Circular North in FY25 will include negotiations with Pharmacycle<sup>5</sup> regarding the collection and recycling of blister packs, and Close the Loop<sup>6</sup> in relation to recycling of soft plastics.



Figure 5

Evaluation, by percentage, of 232.9 tonnes of problematic waste collected in FY24.



5. Pharmacycle - [www.pharmacycle.com.au](http://www.pharmacycle.com.au) 6. Close the Loop - [www.closesthe-loop.com.au](http://www.closesthe-loop.com.au)

### 3.3.1

## Electronic waste (e-waste)

**E-waste such as computers, mobile phones, and tablets contain toxic chemicals including arsenic, that can pollute soil and water and disrupt ecosystems.**

E-waste is growing at three times the rate of any other waste stream, highlighting the urgency to improve accessibility and awareness of recycling options.<sup>7</sup>

E-waste is collected by City Mission at seven sites across northern Tasmania and distributed to the Launceston Waste Centre. It is then collected by TechCollect who transport it to Victoria for processing.



### FAST FACT FY24

**Paintback processed  
55,630kg of paint from  
northern Tasmania.**

### 3.3.2

## Expanded polystyrene

**Expanded polystyrene (EPS) is a lightweight, rigid foam material made from polystyrene beads expanded with air. It is widely used in packaging, construction, and insulation due to its excellent thermal properties, durability, and low cost.**

However, EPS is considered problematic waste because it is non-biodegradable, takes up significant landfill space, and is difficult to recycle due to its low density which makes transportation and processing uneconomical. Additionally, when it breaks down, it can release harmful chemicals and microplastics into the environment, posing risks to wildlife and ecosystems.

EPS is collected on behalf of Circular North by City Mission at six sites across northern Tasmania and is stockpiled at the Launceston Waste Centre. It is then processed on site through an extruder which condenses the material at a rate 90 to 1. In FY24, City Mission processed 14,061 kg of polystyrene from northern Tasmania. George Town Council manages its own extruding facility which processed 1,026 kg of EPS in FY24. Combined, this totals to almost 2,000 cubic metres of EPS.

### 3.3.3

## Paint and paint tins

**Unused paint is collected at seven sites across northern Tasmania and transported to Victoria for processing. In FY24, Paintback processed 55,630 kg of paint from northern Tasmania. Since 2016, Paintback has processed over 56 million kilograms of unwanted paint and packaging across Australia.**

Paintback is an independent not-for-profit organisation funded by a levy imposed on eligible products between 1 litre and 20 litres inclusive. When consumers bring their leftover paint and containers to a Paintback drop-off point, they are safely stored on-site before being transported to specialised treatment facilities where the paint is first separated from its packaging. The empty containers are then sent for recycling. The paint itself undergoes different treatments based on its type. Solvent-based paints are used in energy recovery processes and water-based paints go through a liquid/solid separation procedure.

<sup>7</sup> E-Waste (cleanup.org.au)

### 3.3.4


## Fluorescent tubes and globes

Fluorescent tubes and globes are considered problematic waste primarily because they contain mercury, a toxic heavy metal that poses significant environmental and health risks if improperly disposed of.

When these lights are sent to landfill, mercury can leak into the environment, contaminating air, soil, and waterways. This can lead to the formation of methylmercury, a highly toxic compound that bioaccumulates in the food chain, particularly in aquatic systems, posing risks to both ecosystems and human health.

Additionally, Australia generates millions of discarded fluorescent lights annually, with most ending up in landfill despite their recyclable components such as glass, aluminium, and phosphor. Recycling these materials not only prevents mercury pollution, it conserves valuable resources as well.

Fluorescent tubes and globes are collected on behalf of Circular North by City Mission at seven sites across northern Tasmania and stockpiled at the Launceston Waste Centre. They are then transported to EcoCycle in Victoria for processing. In FY24, EcoCycle processed 3.2 tonnes of fluorescent lights from northern Tasmania.



### 3.3.5

## Household batteries

**Most batteries contain hazardous materials like lead, cadmium, and mercury which can poison people and animals and contaminate soils and water. On top of this, they stay in the environment for a very long time. If recycled, 95 per cent of the components of a battery can be turned into new batteries or used in other industries.<sup>8</sup>**

Household batteries also pose a fire risk and have been responsible for causing fires in kerbside recycling and waste compactor trucks in northern Tasmania.

Circular North supplies battery stillages to participating councils for collection of household batteries. EcoCycle then provide a processing and recycling service. Through its Ecobatt subsidiary, EcoCycle operates a battery processing facility at Campbellfield in Victoria which uses robotic handling equipment and customised monitoring software.<sup>9</sup>

<sup>8</sup>. Batteries (cleanup.org.au) <sup>9</sup>. Recovering mercury from batteries (ecocycle.com.au) & Technology (ecobatt.net)



## 3.4 Waste management site best practice reviews

**Circular North coordinated a review of 24 council-operated or council-supported<sup>10</sup> Waste Transfer Stations and Resource Recovery Facilities across northern Tasmania against the Waste Transfer Station Best Practice Guidelines.**

The assessment was commissioned by Circular North and conducted by CoastEco Consulting in November 2023 in conjunction with relevant council officers. The assessment evaluated facilities based on best practice criteria outlined in the 2022 guidelines, which classifies sites by annual throughput:

**CATEGORY 1**  
**Less than 1,000 tonnes/year**  
(14 facilities)

**CATEGORY 2**  
**1,000–5,000 tonnes/year**  
(8 facilities)

**CATEGORY 3**  
**Over 5,000 tonnes/year**  
(2 facilities)

The guidelines address all phases of transfer station development - planning, design, operation, and closure - and specify infrastructure and operational standards tailored to each category. The assessment applies a priority hierarchy to identify key areas for improvement:

### High Priority

Health and safety risks, environmental risks, and legislated staff amenities

### Medium Priority

Maximising resource recovery

### Low Priority

Improving site amenity



The project provides detailed site-specific reports to guide councils in enhancing resource recovery efforts and aligning operations with best practice standards. The reports also includes valuable insights into recovery opportunities and management practices at each site.

In addition, the review identifies opportunities for Circular North to support continuous improvement across the region. This includes facilitating training for council officers and site attendants, procurement of equipment that helps facilities meet best practice criteria, enhancing data collection frameworks to allow capture of information on material types and quantities, and developing 'fact sheets' about issues that could potentially affect the performance of transfer stations. These will be considered in Circular North's annual planning and budgeting into the future.

10. Across northern Tasmania, waste is collected at 26 council-operated waste transfer stations and one council-supported facility, which is run as a public service by a community group at Meander. The three facilities in Flinders Council LGA were not included as part of this review.

## Circular North rebrand

After more than 15 years of being known as the Northern Tasmania Waste Management Group, a fresh identity was unveiled in FY24. The rebrand was motivated by a desire encourage community engagement and build awareness of initiatives undertaken, while also moving away from the traditional concept of 'waste management' to focus on transforming materials into valuable resources.

The new name, Circular North, embodies the program's forward-thinking approach and strong commitment to the circular economy.

The new logo includes a Tasmanian map that merges into a clockwise circular economy element, strategically positioned over the northern region of the state. The design reflects the vision of keeping resources in circulation to reduce waste, while showcasing a map of Tasmania highlighting the program's area of focus including Flinders Council LGA. Employing a gradient change in colour, the design also symbolises transformation and conversion, capturing the essence of sustainable development and progress.

Due to the strong visual link between the previous logo and new branding, the Circular North logo, colours and name is seen as a brand evolution of the NTWMG, rather than as an entirely new entity. The approach provided the opportunity to maintain the core identity and existing connections of the NTWMG, while refreshing the overall look and feel of the brand.

Circular North's tagline, 'nothing goes to waste', was chosen to align with the central vision of the Tasmanian Waste and Resource Recovery Strategy of Tasmania - 'a place where nothing is wasted'.

The branding was developed through workshops led by Zest with members of the Circular North Technical Committee, NRM North program staff, and NRM North communications staff.

The new name and branding launched alongside the HHW collection in May 2024.



Figure 6

The evolution of the Northern Tasmanian Waste Management Group/Program logo to the Circular North logo.



## Community engagement



### 3.6.1

## Rethink Waste Tasmania

**Circular North continues its collaboration with CCWMG, TWS, and the state government to deliver consistent, statewide waste communication and education.**

These efforts are supported through resource and cost-sharing arrangements among regional groups, enabling the implementation of initiatives such as Rethink Waste. Circular North provides an annual financial contribution to support Rethink Waste education initiatives and to facilitate the management of community awareness campaigns through various communication platforms, including the website, social media channels, and advertising campaigns.

The Rethink Waste Tasmania website serves as a central hub for public engagement and education, offering resources such as downloadable reports, instructional guides, and video demonstrations. It also allows users to search by municipality for tailored information on recycling guidelines, waste collection services, and details about Waste Transfer Stations (WTS) including operating hours, locations, and available services. Additionally, the website is utilised to promote waste management events.

The Facebook page complements the website by providing an interactive space for community engagement. It showcases case studies, shares content from other relevant pages, and fosters discussions around waste management practices. Both platforms were managed by CCWMG during FY24.

### 3.6.2

## Sustainable Living Festival

Circular North was proud to be a major sponsor of Tamar NRM's Sustainable Living Festival, held in March 2024 at the Inveresk Precinct in Launceston. With its theme of 'Going Circular', the festival highlighted circular economy practices and encouraged the adoption of sustainable principles within the community.

Headlined by Craig Reucassel of War on Waste fame, the event brought together exhibitors, speakers, and sustainability advocates to inspire individuals and businesses to embrace practices such as designing out waste, reusing materials, and regenerating natural systems. The festival provided an invaluable opportunity to connect with like-minded individuals while promoting practical, affordable changes for a healthier and more sustainable future.

At the event, Circular North showcased its commitment to circular economy principles by displaying the Northern Midlands Council's recycling trailer, which offered attendees a hands-on opportunity to test their recycling skills and learn about recycling techniques. Festival attendees were encouraged to bring specific items for recycling including CDs, DVDs, X-rays, batteries, reading glasses, small e-waste, printer cartridges, mobile phones, and bread tags.

Additionally, Circular North hosted an educational stall featuring an interactive waste-sorting activity for all ages. Through this platform, Circular North successfully raised awareness about the waste hierarchy and circular economy principles in northern Tasmania, while fostering meaningful conversations about sustainable living practices.

### 3.6.3

## Educational outreach

As part of the CSIRO's Education and Outreach program, Circular North staff supported the after-school program in George Town, with a session on repurposing plastic waste at the George Town Library on 23 August 2024.

Circular North also engaged Plastic Free Launceston to deliver recycling education in schools and early learning centers including:

### Goodstart Early Learning Centre

Prospect Vale in November 2023

### Glen Dhu Primary School

in June 2024

### East Launceston Primary School

in June 2024

## 3.7 Recycle Coach

Circular North purchases a yearly subscription to Recycle Coach for use by partner councils, providing a platform for councils to deliver waste management communications directly to subscribed residents including details of regular collections, special events, and service interruptions.

Recycle Coach is an online platform where residents in all northern municipalities can use as a web widget on council websites or download the Recycle Coach app on mobile phones or tablets.

The app's home page includes a calendar displaying resident-specific waste, recycling, and FOGO collections for the next month.

Recycle Coach Team Lead Carly Lester said the company partners with more than 1,500 cities across North America, Australia, and New Zealand.

**"At our core, we're an information and communication platform that provides localised information about waste and recycling. We partner with municipalities, counties, and regional districts as well as various organisations, states and even universities to increase education on local programming and sustainability as a whole."**

**Recycle Coach Team Leader, Carly Lester**

In addition, council staff can be contacted directly through the app to report issues such as stolen bins, missed pick-ups, or a change of address.

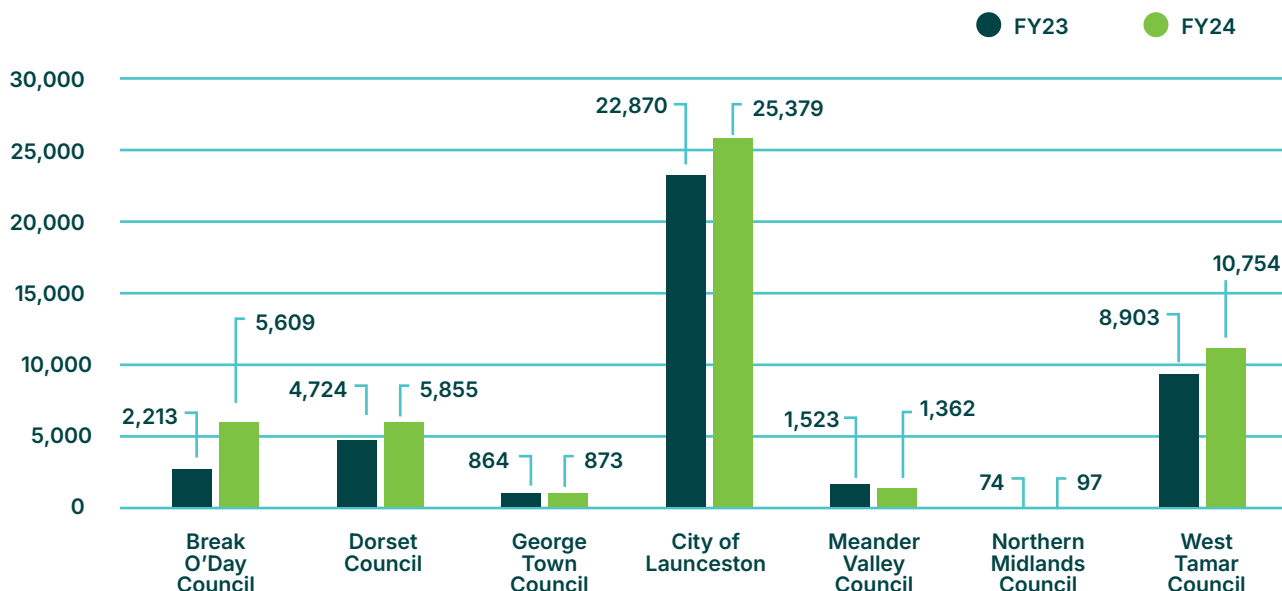
In FY24, the total number of app users across northern Tasmanian was 49,949, up 8,758 from the total in FY23 of 41,171. The distribution of users by council is detailed in Figure 7.

Of the total users during FY24, more than 80 per cent accessed Recycle Coach through a web widget on a council website, while only 7.9 per cent used the mobile app. Other users accessed Recycle Coach through syncing their everyday calendar with the platform, or directly subscribed to reminders via email or SMS.

Across all eight councils, Recycle Coach recorded 489,518 resident interactions in FY24 compared to 393,919 in the previous financial year.

Figure 7:

Distribution of Recycle Coach users in northern Tasmania, excluding Flinders Council LGA.<sup>11</sup>



Recycle Coach also contains a searchable index which includes location-based recycling and disposal instructions, as well as functionality for users to customise reminders for regular kerbside collections.

Across northern Tasmania, information about 276 different materials was searched by residents in FY24. The top 10 were:

1. Styrofoam packaging inserts
2. Standard household batteries
3. Milk cartons
4. Plastic bottles, jars and jugs
5. Glass bottles and jars
6. Styrofoam containers
7. Plastic tubs
8. Food items
9. Tetra pak cartons
10. Paper items

A total of 1,506 material searches were undertaken by northern Tasmanian users during FY24, up from 1,424 in FY23, demonstrating a further increase in residents' engagement with Recycle Coach.



Better recycling  
at your fingertips



11. Flinders Council is not included as the LGA does not utilise Recycle Coach, instead waste and recycling are self-hauled by residents to either Whitemark Waste Facility, Lady Barron Waste Transfer Station or Killiecrankie Waste Transfer Station.

## Supporting implementation and expansion of FOGO initiatives

**FOGO, or Food Organics Garden Organics, bins provide households with a means to dispose of food and garden waste without contributing to landfill. FOGO can include kitchen scraps, lawn clippings, and garden debris such as weeds. The collection of FOGO material also reduces greenhouse gas emissions at landfill sites and produces quality compost.**

City of Launceston was the first council in the northern region to commence opt-in kerbside collection of FOGO.<sup>12</sup> West Tamar Council introduced the service 2018, followed by Meander Valley Council in 2022 and Northern Midlands Council in 2023.

Circular North is committed to supporting both the implementation of FOGO collection services and the expansion of existing services. In FY23, Circular North purchased more than 6,000 kitchen caddies, made from 100 per cent recycled plastic, at a cost of \$39,000 including transportation. The caddies were distributed to councils to support existing FOGO services as well as new organic waste management initiatives in Dorset<sup>13</sup> and in the Flinders Council LGA.

Kitchen caddies are critical to the successful diversion of FOGO from landfill by reducing contamination in kerbside FOGO services. Bags of any kind are not accepted at the Launceston Waste Centre's organic processing facility due to the risk of plastic contamination. This includes compostable or biodegradable bags which can result in people unknowingly contaminating the compost. Instead,

residents are provided with kitchen caddies which can be lined with newspaper or paper towel.

In the Flinders Council LGA, kitchen caddies can be provided to residents who wish to use the trial worm farm units installed at the Whitemark Waste Facility. The worm farm project received funding support from Circular North through the 2023-24 Resource Recovery and Circular Economy Grants.

As part of the purchase, Circular North also facilitated design updates of the hot plate stamp used on the caddy to educate households about what should and should not be included in FOGO collections. A second design was also required for caddies sent to Flinders Council due to different FOGO requirements.

Council	Number of kitchen caddies supplied
City of Launceston	1,520
Dorset	2,560
Flinders	320
Meander Valley	320
Northern Midlands	640
West Tamar	960

12. Food Organics and Garden Organics (FOGO) Collection ([launceston.tas.gov.au](http://launceston.tas.gov.au)) 13. In FY25 Dorset Council will stop incinerating green waste and timber at all Waste Transfer Stations. A new green waste pad has been created at the Scottsdale Waste Transfer Station which will allow council to process 6,000 tonnes of green waste annually.





Scottsdale Waste Transfer Station's new green waste pad. Photo credit: Dorset Council



## Flinders Island

# Earth Global Consulting Worm Farms

In a place known for its raw beauty, pristine waters, and rugged ranges, it's no surprise that Flinders Island residents are keen to keep it that way. However, given the remote location and challenging climatic conditions, locals largely depend on food from external sources which means bringing in products by sea or air. As this can be unreliable, community and industry consultation identified the need to increase food security and reduce organic waste. Combined with the island's vision for zero-waste, residents are being encouraged to grow their own produce while utilising high quality vermicast obtained from worm farms processing the organic waste.

Flinders Council offered support for the project by providing of suitable location for the worm farm and development of community education, while many volunteers showed interest in maintenance of the farm.

Dr. Magdalena Steffens-Bartrim, Director of Earth Global Consulting Pty Ltd, coordinated development of the worm farm project and was contracted to manage the grant. She said the necessity of waste reduction while assisting locally grown food is considered of great importance to all islanders.

**"The project will benefit the community indefinitely through waste management awareness and sustainability. This will not only reduce the landfilled volume of organic waste, but also add value to the variety and quality of food grown on the island,"**

**Dr Steffens-Bartrim**

### WHO

Earth Global Consulting Pty Ltd

### WHAT

Using food waste to enrich productive soils through worm farms

Estimated  
landfill  
diversion

Max Potential  
10 TONNES  
per year



The units are installed at the Whitemark Waste Facility. Photo: Sabrina Carter, Flinders Council.

The project received a Resource Recovery and Circular Economy Grant worth \$12,800 to go towards the installation of a trial farm. The three units are capable of processing up to 60 litres of organic waste a day, resulting in nearly 9,000 litres of microbe-rich vermicast available to food growers every year.



# Regional Waste Generation and Diversion

## 4.1 Waste to landfill

**All waste that goes to landfill in Tasmania is charged a landfill levy, which supports initiatives such as those delivered by Circular North.**<sup>14</sup>

Landfill facilities with a minimum annual throughput of 100 tonnes have obligations under the *Waste and Resource Recovery Act 2022*, to maintain landfill movement records relative to each movement of waste into or out of the facility, or between parts of a combined waste facility.

These regulated landfill facilities, alongside resource recovery facilities with a minimum annual throughput of 1,000 tonnes, must provide their data monthly to the Department of Natural Resources and Environment Tasmania.<sup>15</sup>

Before the Act was implemented, waste data collection was limited to certain waste facilities based on the requirements of their environmental or planning permits. Circular North has continued to support councils in relation to streamlining these reporting requirements through assessment of data collection software.

In FY24, Circular North contracted the Tasmanian Scale Company following a request for a quotation process to continue supporting the iWEIGH Solutions data collection system. This system provides a suite of solutions including weighbridge and non-weighbridge software for landfill and transfer stations. Implementation will be ongoing in FY25 to nine sites which includes the addition of Scamander, Cluan, Exeter, and Beaconsfield.



### FAST FACT FY24

**5 tonnes of household batteries were diverted from landfill through Circular North's support.**

14. Circular North does not receive landfill levy funding for landfill collected at the Whitemark Waste Depot. 15. Waste and Resource Recovery Regulations 2022 (Tas) .

## 4.1.2

### Total waste to landfill

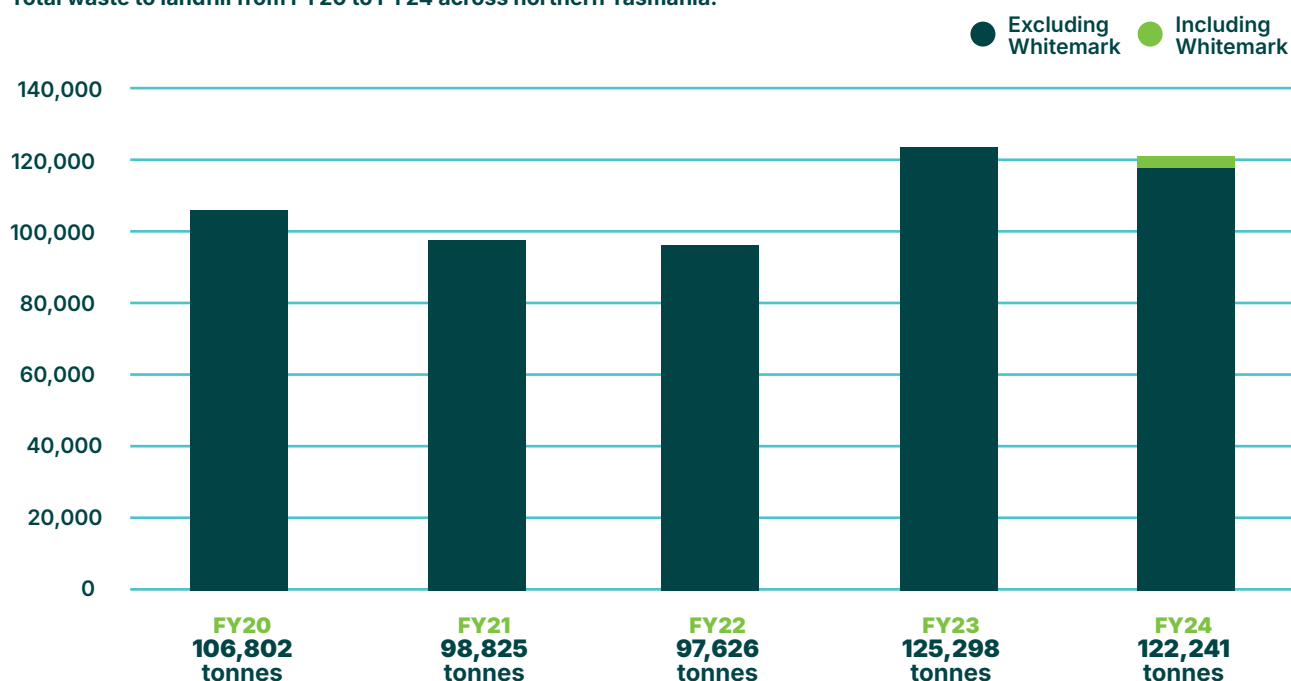
During FY24, a total of 122,241 tonnes<sup>16</sup> was disposed of at landfill sites in the region, which was a reduction from FY23.

Significant projects in the Commercial and Industry and Construction and Demolition sectors can affect waste volumes year on year. As such, increases in total waste to landfill tonnages should not be considered a failure of diversion and recycling initiatives.

Figure 8 below shows the annual tonnages in waste to landfill over the last five years across northern Tasmania.

Figure 8

Total waste to landfill from FY20 to FY24 across northern Tasmania.



16. Due to Circular North's funding and reporting requirements each FY tonnage for landfill is calculated from the start of Q4 (April) to the end of Q3 (March). As a result, the total reported by councils from 1 July 2023 to 30 June 2024 may differ from the total reported by Circular North.

### 4.1.3

## Total waste to landfill by facility

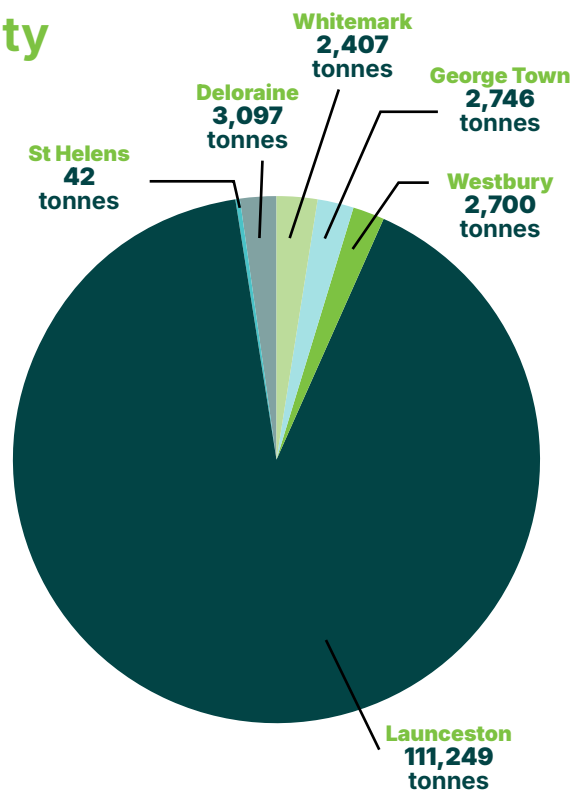
Across northern Tasmania, waste is collected at 26 council-operated waste transfer stations and one council-supported facility run as a public service by a community group at Meander.

After being disposed of, waste is collected from the transfer stations and transported to landfill.

Of the 21 regulated landfill facilities in Tasmania,<sup>17</sup> six are in the northern region:

- **Deloraine** Waste Depot
- **George Town** Waste Depot
- **Launceston** Waste Centre
- **St Helens** Inert Waste Depot
- **Westbury** Waste Depot
- **Whitemark** Waste Depot

FY24 is the first year to include data from Flinders Council in the total waste to landfill figures, as the council did not become a partner of Circular North until 2023.



**Figure 9**  
Total waste to landfill by facility in northern Tasmania in FY24.<sup>18</sup>



#### FAST FACT FY24

**EcoCycle processed 3.2 tonnes of fluorescent lights from northern Tasmania.**

17. Regulated Landfill Facilities ([nre.tas.gov.au/environment](http://nre.tas.gov.au/environment)) 18. The FY24 total waste to landfill excluding Whitemark was 119,834 tonnes.

#### 4.1.4

## Municipal Solid Waste (MSW) to landfill

Many of Circular North's waste diversion projects focus on the MSW market which accounted for approximately 32 per cent of all waste to landfill in Tasmania in FY24.<sup>19</sup>

Across northern Tasmania, councils collected approximately 44,679 tonnes of MSW in FY24. Figure 10 displays tonnes of municipal waste collected from kerbside services and waste transfer stations by councils.<sup>20</sup>

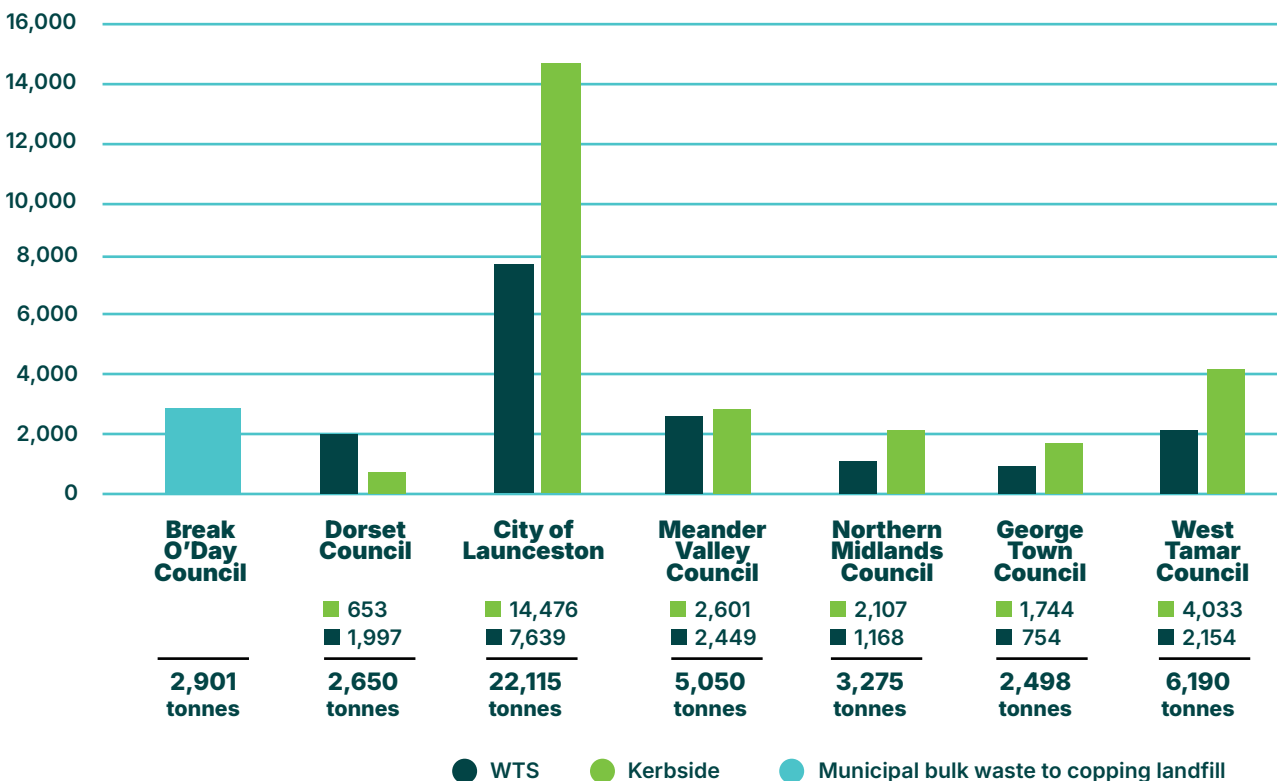
Due to contractual arrangements or transport efficiencies, not all MSW collected by member councils is disposed of at landfill sites in the northern region. For example, Break O'Day Council's MSW is transported to Copping Regional Waste Depot in southern Tasmania. As a result, the tonnage of MSW collected by northern Councils cannot be used to determine the proportional contribution of MSW to total landfill at a regional level.



#### FAST FACT FY24

**City Mission processed 14,061 kg of polystyrene from northern Tasmania.**

**Figure 10**  
MSW to landfill by council in FY24



19. Tasmanian Waste and Resource Recovery Data Webpage ([nre.tas.gov.au/environment](http://nre.tas.gov.au/environment))

20. A comparison of MSW collected kerbside vs at waste transfer stations is not available for Break O'Day Council as kerbside collection tonnages are not recorded.



## 4.2 Council diverted waste

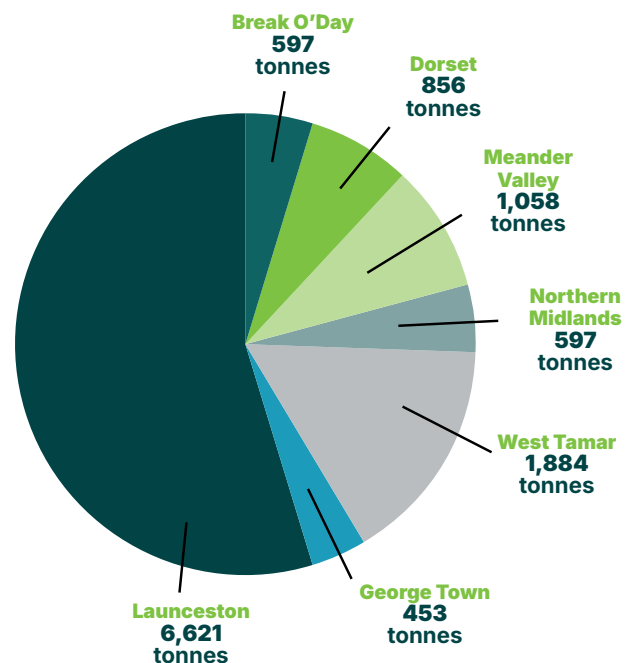
Council waste diversion includes kerbside collection of commingled recycling, FOGO, and separation of waste streams at waste transfer stations and landfills.

Circular North's partner councils are committed to improving resource recovery in the region and offer various kerbside and waste transfer station collection services. The following data is not a full representation of council service provision and efforts in recycling and waste diversion. Additional details can be requested from individual councils.

### 4.2.1 Kerbside commingle collection

Kerbside recycling services cover most of the region and are provided by all councils except Flinders Council.

Councils utilise Material Recycling Facilities (MRF) for sorting and recovery of commingled recycling collections. More than 12,000 tonnes were collected across northern Tasmania through kerbside recycling services in FY24. Figure 11 shows the total kerbside recycling collected by each council.



**Figure 11**  
Kerbside recycling collected by councils across northern Tasmania in FY24.<sup>21</sup>

21. Flinders Council is not included as recycling is self-hauled by residents to either Whitemark Waste Facility, Lady Barron Waste Transfer Station.

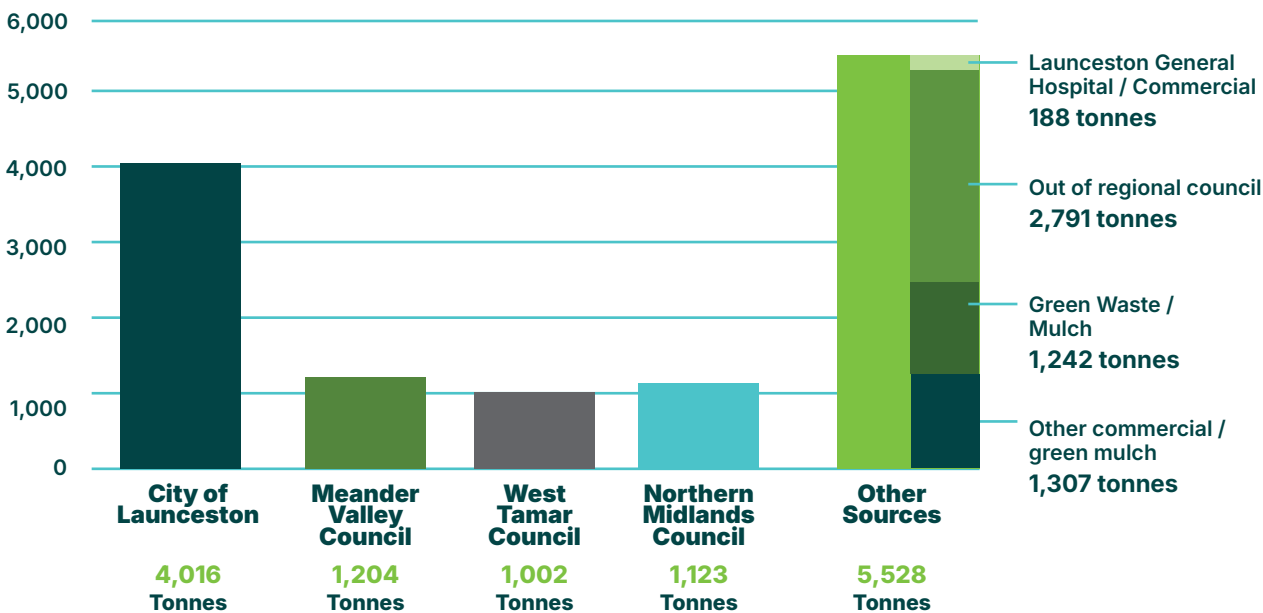
### 4.2.2

## Kerbside FOGO collection

Kerbside FOGO collection is offered by City of Launceston, Meander Valley, Northern Midlands, and West Tamar councils.

FOGO is delivered to the City of Launceston's purpose-built composting facility at the Launceston Waste Centre, where it is processed into a product used for soil improvement. The compost is used in parks and gardens throughout the city managed by the City of Launceston.<sup>22</sup> The facility also collects FOGO products from the Central Coast Council as well as commercial businesses including Tasmanian bakery Cripps, the Launceston General Hospital, and Lenah Game Meats.

A total of 12,873 tonnes of material was accepted through the facility in FY24. This produced 4,248 tonnes of high-quality compost, resulting in the avoidance of over 25,000 tonnes of greenhouse gas emissions.<sup>23</sup> Figure 12 displays a proportion of material collected by councils and other sources during FY24. Flinders Council is not included as recycling is self-hauled by residents to either Whitemark Waste Facility, Lady Barron Waste Transfer Station.



**Figure 12**  
A proportion of material collected by councils and other sources across northern Tasmania in FY24.



#### FAST FACT FY24

**TechCollect processed 154 tonnes of e-waste from northern Tasmania.**

22. Food Organics and Garden Organics (FOGO) Collection FAQ (launceston.tas.gov.au) 23. City of Launceston Annual Report 2023-24 (launceston.tas.gov.au)



## 4.3 Other waste streams

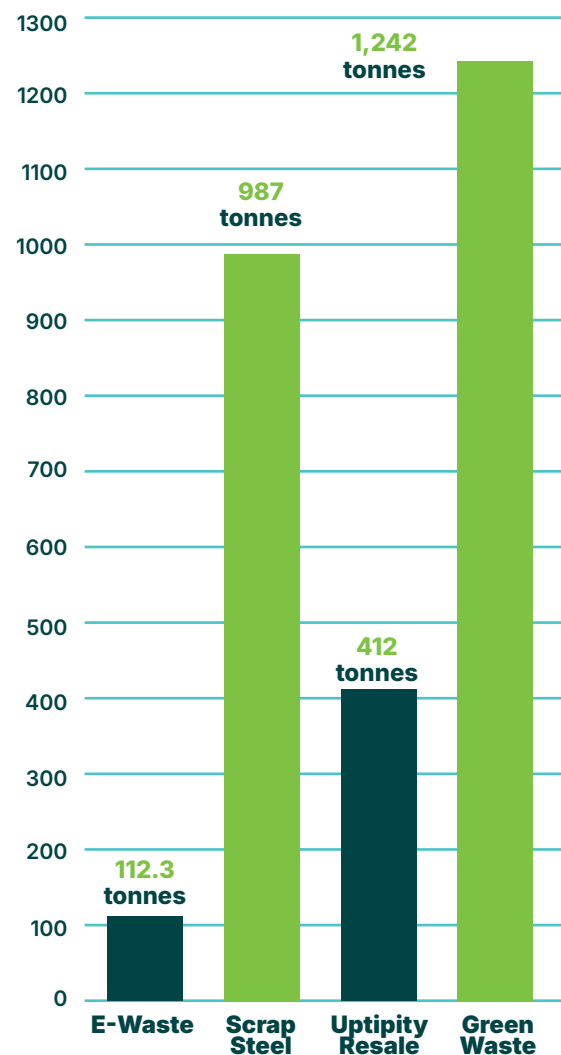
Councils in northern Tasmania implement comprehensive waste diversion programs encompassing a diverse range of waste streams.

While there are no statutory mandates governing data collection for these initiatives, this report presents a concise overview of the additional waste diversion efforts undertaken by member councils.

### City of Launceston

Material	Weight (tonnes)
Cardboard	255
Catalogues	34.8
Commingled	32.4
E-Waste	112.3
Aluminium	4.9
Brass/Copper	1
Insulated Wire	7
Scrap Steel	987
Stainless Steel	1.4
Car Batteries	24
Domestic Batteries	5
Fluorescent Tubes	1.3
Polystyrene	11
Tyres	29.1
Soft Plastic	6.6
Paint	33.1
Motor Oil	29.2
Cooking Oil	5.3
Bread Tags	0.2
Printer Cartridges	0.33
Xray's	0.1
CDs & DVDs	0.36
Coffee Pods	1
Mobile Phones	0.06
Uptipity Resale Items	412
Green Waste	1,242

Materials with over 100 tonnes diverted by the City of Launceston



## Dorset Council

Material	Weight (tonnes)
Other Recovery / Recoverable Items	~3 tonnes
Mixed Recycle	498 tonnes (45T Cardboard, 453T Mixed Recycle)
Scrap Steel	460 tonnes (280T Scottsdale, 110T Branxholm, 70T Gladstone)
E-waste	~16 cages
Paint Back	~4 × 1,000L containers
Car Batteries, Aluminium, Copper, Stainless Steel, Electrical Cables	~15–20 small skips (2m <sup>3</sup> ) annually
Household Batteries	8–10 × 10L containers
Fluoro Tubes	1 full skip per year
drumMuster	8,000 drums per year

## Flinders Council

Material	Weight (tonnes)
Green Waste	129.083
Aluminium	13.963*
Scrap Metal	12.424
End-of-Life Vehicles	68.250
Lead Acid Batteries	2.505
E-Waste	7.431
White Goods	9.450
Motor Oil	0.231
Cooking Oil	3.242
drumMuster	0.096
Recycling Hub Materials	0.180
<b>Total</b>	<b>246.855</b>

\*The Approved Weight Estimation Method is under review with Flinders Council and NRE Tas.



## Northern Midlands Council

Material	Weight (tonnes)
Green Waste	531.6
FOGO	1428.8
Aluminium	1.833
Scrap Metal	135.681
End-of-Life Vehicles	0
Lead Acid Batteries	3.549
E-Waste	5.07
White Goods	0
Motor Oil	29.913
Cooking Oil	0
drumMuster	29.484
Recycling Hub Materials	0.1
<b>Total</b>	<b>2,166.03</b>

## George Town Council

Material	Weight (tonnes)
Steel	110.61
Cars	3.0
Polystyrene	0.2
Plastic	13.1
Mattresses	3.6
C&I (Commercial & Industrial)	13.16
Green Waste	584.16
Tyres	54.58
Hard Waste	106.22
Inert	0.66
Clean Fill	2,261.8
Recycling Hub Materials	0.1
<b>Total</b>	<b>2,166.03</b>



**GREEN  
WASTE**  
**584 TONNES**



**TYRES**  
**54.5  
TONNES**

## Meander Valley Council

Material	Weight (tonnes)
Total Waste to Landfill	5,050.98
Glass	62.45
PET Plastic	14.3
HDPE Plastic	22.27
Mixed Plastic	16.81
Aluminium Cans	6.79
Scrap Steel Ferrous	410.82
Scrap Steel Non-Ferrous	4.44
Batteries (Car & Per.)	3.55
Waste Oil (Engine)	26
Cardboard	87.14
Newsprint	22.14
Polystyrene	1.75
Soft Plastic	-
Mattresses	19.62
E-Waste	13.55
Tyres	3.21
Green Organics	1,526
Daily Cover	614.34
Reuse Shop Items	76.29
Paint Paintback	11.2
Gas Bottles	1.97
Flares	0.1
drumMuster	6.07
<b>Total</b>	<b>8,001.79</b>

**HDPE PLASTIC**  
**22.27  
TONNES**



**CARDBOARD**  
**87.14  
TONNES**



# Financial Statements

## Statement of Profit or Loss & Other Comprehensive Income

	2024 \$	2023 \$
<b>Revenue</b>		
Waste and Resource Recovery Board	1,302,385	791,655
Interest - Program Delivery	7,169	-
Income - Other	33,673	-
	1,343,227	791,655
<b>Expenses</b>		
Program Delivery	295,378	234,058
NRM North Wages and Oncosts	233,352	134,646
Program Management and Administration	130,000	79,000
<b>Total Operating Expenses</b>	<b>658,730</b>	<b>447,704</b>
<b>Net Surplus (Deficit)</b>	<b>684,497</b>	<b>343,951</b>
Other comprehensive income	-	-
<b>Total Comprehensive Income for the Year</b>	<b>684,497</b>	<b>343,951</b>

# Statement of Financial Position

2024 \$

## Assets

### Current Assets

Circular North - Project Delivery Account	915,440
Partners Reserve Account	995,812
NRM North Management	113,008
<b>Total Current Assets</b>	<b>2,024,260</b>

### Non Current Assets

Non Current Assets	-
Total Non Current Assets	-
<b>Total Assets</b>	<b>2,024,260</b>

## Liabilities

### Current Liabilities

Trade payables	10,414
Accrued Expenses	33,380
Employee provisions	5,929
<b>Total Current Liabilities</b>	<b>49,723</b>

### Non-current Liabilities

Employee provisions	3,466
Total Non-Current Liabilities	3,466
<b>Total Liabilities</b>	<b>53,188</b>

### Net Assets

**1,971,071**

### Equity

Reserves - Project Delivery	230,943
Reserves - Partner Reserve	988,706
Reserves - NRM North	113,008
Current earnings - Project Delivery	684,497
Current earnings - Partner Reserve	7,106
<b>Total Equity</b>	<b>2,024,260</b>



## Appendix A

# Progress against actions in Circular North's FY24 Annual Plan and Budget

Table 5

Progress against actions approved in Circular North's FY23 Annual Plan and Budget

### Waste reduction and avoidance

Ref <sup>25</sup>	Focus area	Proposed actions	Delivery status	Comments
1.1	<b>Decrease waste generated rates</b>	<b>1.1.1</b> Continue to deliver regional education and engagement programs, with a focus on principles of waste reduction, correct source separation and increased recycling	Completed	This funding supported: Education and engagement initiatives through the ReThink Waste initiative such as engaging the wider community through the Sustainable Living Festival and through school incursions.
		<b>1.1.2</b> Partner with CCWMG and TWS to implement cross-regional communication strategy and engagement projects	Completed	This funding was a contribution towards the statewide ReThink Waste Tasmania initiative which coordinated messaging through radio advertising, promotional events and social media content.  Collaborated with TWS, CCWMG and the WRR to build a statewide strategy for statewide education and behaviour change initiatives through ReThink Waste Tasmania.
		<b>1.1.3</b> Support state programs that aim to reduce waste generation rate (e.g. single use plastic bans) through engagement with local community and businesses	Completed	Supported dissemination of information through social networks and data collection and technology support.
1.2	<b>Support businesses transitioning to CE model</b>	<b>1.2.1</b> Recognise and reward individuals, businesses and organisations via the Waste Not Awards	Ongoing	Due to delivery of Tamar NRM's Sustainable Business Awards, the "Waste Not Want Not" Awards have been postponed to March 2025.
		<b>1.2.2</b> Support organisations and businesses investing in projects to decrease waste generation and increase the recirculation of resources	Completed	Six organisations awarded funding through Resource Recovery and Circular Economy Grants in FY24.
		<b>1.2.3</b> Regional circular economy mapping	Ongoing	Scoping and understanding statewide initiatives will inform delivery in FY25.

25. Reference to NTWMP Interim Strategic Plan – targets and actions

## Resource recovery and their re-use

2.1	Improve waste diversion through kerbside collection services	2.1.1 Support councils introducing kerbside FOGO collection services	Completed	Purchase of kitchen caddies to support the rollout of FOGO collections in northern Tasmania. Caddies were also supplied to Flinders Council to support the use of their community worm farm initiative funded through the Circular Economy Grants.
		2.1.2 Continue to deliver targeted audits of kerbside waste bins and waste disposal facilities	Ongoing	Scheduled for delivery in FY24, results will inform targeted education initiatives.
		2.1.3 Use kerbside audit results of residual waste bins to inform education messaging that increases the capture of recyclables	Ongoing	Scheduled for delivery in FY24, results will inform targeted education initiatives.
2.3	Facilitate recycling of problematic and hazardous wastes	2.3.1 Coordinate problematic and hazardous waste	Completed	Circular North supported collection and transportation of problematic and hazardous waste through partnerships with Launceston City Mission, Local Government and national stewardship programs.
		2.3.2 Coordinate biennial hazardous waste collection	Completed	One household hazardous waste collection held in May 2024.

## Improvements to regional waste disposal facilities

3.1	Improve waste transfer station and landfill best practice standards	3.1.1 Conduct regional waste facility compliance and best practice standards review	Completed	Engaged an independent consultant to provide this review.
		3.1.2 Invest in waste transfer station best practice upgrades	Ongoing	Provision of funding initiatives.
		3.1.3 Provide infrastructure to regional waste facilities in	Ongoing	Support initiatives are pending release of further information related to the Container Deposit Scheme.
3.2	Data management and reporting	3.2.1 Ongoing provision of waste data capture software licenses, hardware, IT support and training to member councils	Completed	Recycle Coach mobile application Iweigh software licencing for data capture.

## Governance and organisation

4.2	Five-Year Strategic Plan	4.2.1 Develop draft five-year strategy based on principles and actions established by the Interim Strategic Plan	Completed	The draft strategy produced in 2024.
		4.2.2 Consult with member councils, industry, sector representatives and state government in the development of a Five-Year Strategic Plan	Ongoing	Consultation will continue in FY25 and final refinements including prioritisation and sequencing of actions throughout the strategy will occur prior to release of the official document.

## Appendix B

# Actions identified in Circular North's FY25 Annual Plan

Specific actions are identified as 'confirmed' if there is certainty of delivery in FY25, or 'provisional' where actions are contingent on factors such as program staffing or pre-requisite planning/analysis that may impact timing of delivery. Provisional actions are reviewed regularly to determine status for delivery.

Table 6

Actions identified in Circular North's FY25 Annual Plan

### Waste reduction and avoidance

Ref	Focus area	Proposed actions	Delivery status	Comments
1.1	<b>Decrease waste generated rates</b>	<b>1.1.1</b> Continue to deliver regional education and engagement programs, with a focus on principles of waste reduction, correct source separation and increased recycling	Confirmed	A proportion of this program may be funded through the joint ReThink Waste proposal with CCWMG and TWS.
		<b>1.1.2</b> Partner with CCWMG/ TWS to implement cross-regional communication strategy and engagement projects	Confirmed	A proportion of this program may be funded through the joint ReThink Waste proposal with CCWMG and TWS.
		<b>1.1.3</b> Support state programs that aim to reduce waste generation rate (e.g. single use plastic bans) through engagement with local community and businesses	Confirmed	This funding will support regional education, engagement and communications that aim to reduce waste generation rates alongside national and state initiatives.
1.2	<b>Support businesses transitioning to CE model</b>	<b>1.2.1</b> Recognise and reward individuals, businesses and organisations via the Waste Not Awards	Confirmed	Waste Not Awards postponed in FY24. Planning to host the awards in March 2025 in consultation with other stakeholders.
		<b>1.2.2</b> Support organisations and businesses investing in projects to decrease waste generation and increase the recirculation of resources	Confirmed	Schools grants approved in FY24. Carried over to FY25.
		<b>1.2.</b> Regional circular economy mapping	Confirmed	Budgeted in FY24 but not completed. Would require use of carried forward funds.

26. Reference to NTWMP Interim Strategic Plan – targets and actions

## Resource recovery and their re-use

Ref	Focus area	Proposed actions	Delivery status	Comments
2.1	<b>Improve waste diversion through kerbside collection services</b>	<b>2.1.1</b> Support councils introducing kerbside FOGO collection services	Confirmed	Funding will be used to support the uptake of kerbside FOGO collections services through supply of kitchen caddies and education initiatives informed by kerbside audits of FOGO collection.
		<b>2.1.2</b> Continue to deliver targeted audits of kerbside waste bins and waste disposal facilities	Confirmed	Budgeted in FY24 but not completed. Would require use of carried forward funds.
		<b>2.1.3</b> Use kerbside audit results of residual waste bins to inform education messaging that increases the capture of recyclables	Confirmed	Budgeted in FY24 but not completed. Would require use of carried forward funds.
2.2	<b>Encourage opportunities for recycling in C&amp;I and C&amp;D sectors</b>	<b>2.2.1</b> Regional landfill replacement infrastructure plan	Confirmed	Budgeted in FY24 but not completed. Would require use of carried forward funds.
2.3	<b>Facilitate recycling of problematic and hazardous wastes</b>	<b>2.3.1</b> Coordinate problematic and hazardous waste collection and transportation services to member councils (including domestic batteries, paint, fluorescent lights and EPS)	Confirmed	Increase in range of services – by expanding the range of stewardship services offered and increasing the geographical distribution of opportunities for public to dispose of problematic waste items.
		<b>2.3.2</b> Coordinate biennial hazardous waste collection events at a regionally central location	Confirmed	Two collections to be hosted in spring and autumn.

## Improvements to regional waste disposal facilities

Ref	Focus area	Proposed actions	Delivery status	Comments
3.1	<b>Improve waste transfer station and landfill best practice standards</b>	<b>3.1.2</b> Invest in waste transfer station best practice	Confirmed	Budgeted in FY24 but not completed. Would require use of carried forward funds.
		<b>3.1.3</b> Provide infrastructure to regional waste facilities in preparation for the Container Refund Scheme	Provisional	Budgeted in FY24 but not completed. Would require use of carried forward funds.
3.2	<b>Data management and reporting</b>	<b>3.2.1</b> Ongoing provision of waste data capture software licenses, hardware, IT support and training to member councils	Confirmed	Continuing program supporting data capture.

## Governance and organisation

Ref	Focus area	Proposed actions	Delivery status	Comments
4.2	<b>Five-Year Strategic Plan</b>	<b>4.2.2</b> Consult with member councils, industry, sector representatives and state government in the development of a Five-Year Strategic Plan	Confirmed	Strategy currently drafted and undergoing prioritisation of actions, to be finalised and released in FY25.

Circular North is supported by the Tasmanian Government, through the Tasmanian Waste and Resource Recovery Board





## Glossary

BODC	Break O'Day Council
C&D	Construction and Demolition
C&I	Commercial and Industrial
CCWMG	Cradle Coast Waste Management Group
CE	Circular Economy
CoL	City of Launceston
DC	Dorset Council
EPS	Expanded Polystyrene
FC	Flinders Council
FOGO	Food Organics Garden Organics
FY	Financial Year
GTC	George Town Council
HHW	Household Hazardous Waste
Kg/HH/wk	Kilogram per household per week
MRF	Material Recycling Facility
LGA	Local Government Area
MSW	Municipal Solid Waste
MVC	Meander Valley Council
NMC	Northern Midlands Council
NRE Tas	Department of Natural Resources and Environment Tasmania
NTWMP	Northern Tasmanian Waste Management Program (now Circular North)
NTWMG	Northern Tasmanian Waste Management Group (now Circular North)
STRWA	Southern Tasmanian Regional Waste Authority (now TasWaste South)
tpa	Tonnes per annum
TWS	TasWaste South
WTC	West Tamar Council
WTS	Waste Transfer Station
WRR Board	Tasmanian Waste and Resource Recovery Board

